

VUKA FLAKE – FULL BLIND

DESCRIPTION

Vuka Flake is a modern decorative, solvent free resin system. Vuka Flake exhibits a bold speckled finish with very good UV, abrasion and chemical resistance.


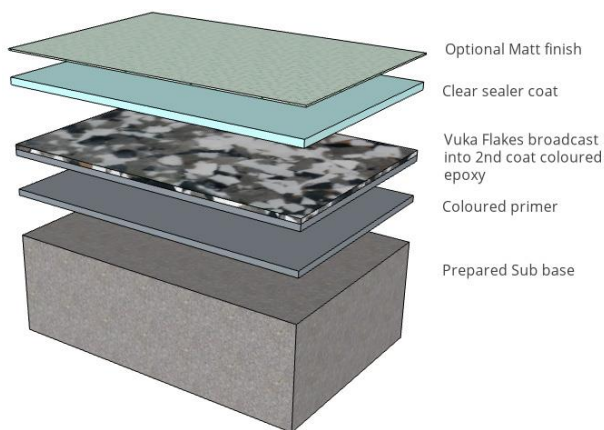
USES

Vuka Flake is ideal for areas subject to light duty wear. Suitable in commercial and retail environments as well as lobbies, showrooms, hotels, garages, canteens, schools, warehouses, laboratories, electronic, aerospace, automotive, pharmaceutical and printing plants.


BENEFITS

- Decorative modern speckled finish
- Available in Gloss or Matt
- Solvent free – safe to apply - odourless
- Hygienic –easy to clean – seamless
- Liquid proof
- Hard wearing – abrasion resistant
- Excellent chemical resistance
- Range of standard colours


ILLUSTRATION



cammo



cork




berry



fuji



everest



lochness

Vuka Flake can be applied in any of the Standard colours as well as a special blend made on request. Product colours will differ slightly and it is best to obtain actual colour samples where required.

VUKA FLAKE – FULL BLIND

TYPICAL PROPERTIES

The following are typical properties achieved at 20C and 50% relative humidity.

Light traffic @ 20C	24hrs
Heavy traffic @ 20C	2 Days
Full cure @ 20C	7 Days
Fire Resistance	Class 4 – SANS 10177 : Part 4 : 2005
Slip Resistance	BS EN 13036-4:2011. Typical values for Four-S Rubber. Dry 81 Wet 36
Impact Resistance	ISO6272-1:2011 1kg weight >1.8m 2kg weight >1.5m
Abrasion Resistance	SANS 1149:2012
Thermal Resistance	Tolerant of sustained temperatures of 65 C
Water Permeability	Nil – Contest test. (Impermeable)
Compressive Strength:	>70 N/mm ² SM SABS 863:1994
Flexural Strength:	>25 N/mm ² SM SABS 864:1994
Bond Strength:	Greater than cohesive strength of 25N/mm ² concrete > 1.5 N/mm ² Proceq Dyna
Tensile Strength:	>15 N/mm ² SM SABS 1253:1994

SURFACE REQUIREMENTS

Concrete / Grano surfaces must have a minimum compressive strength of 25N/mm², a minimum tensile strength of 1.5N/mm², be at least 40mm thick. The substrate must be dry, free of oils waxes fats and other contaminants. Vacu-blasting, scarification, abrasive grinding followed by vacuum cleaning is preferred. The surface must show open pores throughout with exposed aggregate. **Acid etching is not acceptable.**

MIXING

Kit components are pre-weighed for optimum performance therefore never split or proportion a kit. Pre stir base and activator. Add the entire

activator to the base and using a slow speed drill (+- 300rpm) fitted with a spiral blade mix for 3 minutes.

APPLICATION

Priming layer

Spread the mixed Vuka Coat 300 Coloured epoxy at 0.25m²/Litre and allow to cure.

Flake layer

Spread the mixed Vuka Coat 300 Coloured epoxy at 0.25m²/L and broadcast Flakes into wet resin at approximately 0.4-0.6kg/m² and allow to cure.

Sealer layers – High Gloss

Sweep off loose Flakes and denib to smoothen out finish. Vacuum.

Medium Texture – Most common

Apply Vuka Seal Coat at 0.35L/m² for a medium textured finish.

Fine Texture

Apply an additional 0.35L/m² of Vuka Seal Coat ontop of the Medium texture finish.

Smooth Finnish

Apply an additional 0.35L/m² of Vuka Seal Coat ontop of the Fine Texture finish.

Note: For Fine texture and Smooth finishes the Seal Coat should be applied in layers to avoid ponding of resins and inconsistent finish.

Matt Finish

For a matt finish apply 2 coats Vuka Super Satin at 8m²/Litre.

OPTIONAL FINISHES

Medium texture

Fine texture

Smooth

Standard finish: Gloss

Optional finish

Matt sealer coat – Vuka Super Satin

VUKA FLAKE – FULL BLIND

CURING

At 25C constant, excessive traffic, aqueous contact and exposure to aggressive chemicals should only take place after 7 days when full cure has been achieved. At 10C constant, full cure would take a minimum of 12 days.

CHEMICAL RESISTANCE

For chemical resistance information please contact our Technical Department

STORAGE

12 Months from date of production if stored in original sealed containers in dry conditions at temperatures between +10 C and +30 C.

HEALTH AND SAFETY

Use of basic principles of industrial hygiene and protective clothing such as gloves, goggles, masks will enable the product to be used safely. Splashes into eyes should be washed immediately with clear water and medical advice sought.

BILL OF QUANTITY DESCRIPTIONS

Contact Vuka Floors for a detailed bill description to suit your specific requirements.

MODEL SPECIFICATION

Prepare surface install Vuka Flake solvent free system at 1.5mm to a high gloss Medium texture finish in strict accordance with the technical data obtainable from Vuka Floors. All work to be done by Vuka Floors approved applicators.

REFERENCE PANEL

A reference sample should be installed by the applicator prior to the start of the contract to ensure correct coverage, workmanship and acceptance by the client as a standard for the project.

FURTHER INFORMATION

This product will change in colour over time. Especially when subject to high levels of UV and or chemical attack. For best colour stability consult our technical department. This does not compromise the products physical and chemical resistance characteristics.

Vuka Floors products are guaranteed against defective materials and manufacture and are sold subject to its Terms and Conditions which may not be overridden in any other legal documentation.

Whilst any information contained herein is true, accurate and represents our best knowledge and experience at the date of issuance it is subject to change without prior notice. User must contact Vuka Floors to verify correctness before specifying or ordering. No warranty is given or implied with any recommendations made by us, our representatives or distributors, as the conditions of use and the competence of any labour involved in the application are beyond our control.

Figures given for consumption / spread rates are theoretical and do not allow for additional materials due to surface profile, porosity, variations in level and wastage etc.